
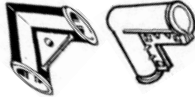



































DESCRIPTION	PART NO.	SIZE	PER BAG	Weight/EA	
				KGS	LBS
BULLET CAPS					
		Aluminum			
	01001	0 way 2-3/8"	100	0.075	0.165
	01002	one way 2-3/8"x1-3/8"	100	0.106	0.234
	01003	two way 2-3/8"x1-3/8"	100	0.114	0.251
CORNER CLAMP					
		Aluminum			
Closed Type					
	01004	1-3/8"X1-3/8"	100	0.150	0.331
	(Closed Type)				
	01005	1-3/8"X1-3/8"	100	0.140	0.309
(Split Type)					
BALL TOP LOOP CAP					
		Aluminum			
	01006	1-5/8"X1-3/8"	200	0.048	0.106
	01007	1-7/8"X1-3/8"	200	0.064	0.141
	01008	1-7/8"X1-5/8"	100	0.067	0.148
	01009	2-3/8"X1-5/8"	100	0.087	0.192
LOOP CAP					
		Aluminum, without top			
	01010	1-5/8"X1-3/8"	200	0.045	0.099
	01011	1-7/8"X1-3/8"	200	0.061	0.134
	01012	1-7/8"X1-5/8"	100	0.063	0.139
	01013	2-3/8"X1-5/8"	100	0.083	0.183
POST CAP					
		Aluminum, Dome			
	01014	1-3/8"	350	0.018	0.040
	01015	1-5/8"	350	0.023	0.051
	01016	1-7/8"	250	0.033	0.073
	01017	2-3/8"	150	0.050	0.110
	01018	2-7/8"	150	0.070	0.154
	01019	3-1/2"	100	0.106	0.234
	01020	4"	50	0.158	0.348
RAIL END					
		Aluminum			
	01021	1-3/8"	350	0.033	0.073
	01031	1-5/8"	250	0.051	0.112




DESCRIPTION	PART NO.	SIZE	PER BAG	Weight/EA KGS	LBS
ALUMINUM CAPS					
	01022	2"		0.266	0.586
	01023	2-1/2"		0.414	0.913
	01024	3"		0.496	1.093
	01025	4"		0.777	1.713
ALUMINUM SPEARS					
	01026	5/8" X 3-3/4"		0.075	0.165
	01027	1" X 6"		0.212	0.467
ALUMINUM SPEARS					
	01028	5/8" X 3-3/4"		0.049	0.108
	01029	1" X 6"		0.149	0.328
FLOOR FLANGES					
	01030	Aluminum - With set screw with 5/8" Bolt Hole 5"x5" For 2" Post		0.500	1.102
POST CAPS					
Accorn		Malleable--With set screw			
	02001	1-7/8"	50	0.60	
	02002	2-3/8"	50	1.10	
	02003	2-7/8"	25	2.06	
	02004	3-1/2"	25	2.57	
	02005	4"	25	2.62	
POST CAPS					
Malleable					
	02006	1-3/8"	200	0.22	
	02007	1-5/8"	100	0.31	
	02008	1-7/8"	100	0.44	
	02009	2-3/8"	50	0.70	
	02010	2-7/8"	50	0.76	
	02011	3-1/2"	25	1.14	
	02012	4"	25	1.34	
	02013	4-1/2"	25	1.52	
	02014	6-5/8"	10	4.51	
	02015	8-5/8"	5	6.38	


DESCRIPTION	PART NO.	SIZE	PER BAG	Weight/EA	
				KGS	LBS
POST CAPS					
Pressed Steel	02016	1-3/8"	250		0.10
	02017	1-5/8"	250		0.16
	02018	1-7/8"	250		0.19
	02019	2-3/8"	100		0.27
	02020	2-7/8"	100		0.36
	02021	3" FULL	100		0.36
	02022	3-1/2"	50		0.65
	02023	4"	50		0.81
	02024	4-1/2"	50		0.93
	02025	6-5/8"	20		2.02
RAIL ENDS					
Pressed Steel-Plain, Offset	02026	1-3/8"	100		0.42
	02027	1-5/8"	100		0.46
	02028	1-7/8"	50		0.51
	02029	2-3/8"	50		0.58
RAIL ENDS					
Pressed Steel-Brace 2 holes	02030	1-5/8"	50		0.60
	02031	1-7/8"	50		0.63
EYE TOPS					
Pressed Steel	Regular Type				
	02032	1-5/8"X1-3/8"	50		0.38
	02033	1-5/8"X1-5/8"	50		0.42
	02034	1-7/8"X1-3/8"	50		0.42
	02035	1-7/8"X1-5/8"	50		0.50
	02036	2-3/8"X1-5/8"	50		0.55
	02037	2-7/8"X1-5/8"	50		0.66
	02038	4"X1-5/8"	20		0.80
	Heavy Type				
	02039	1-5/8"X1-3/8"	50		0.44
	02040	1-5/8"X1-5/8"	50		0.50
	02041	1-7/8"X1-3/8"	50		0.52
	02042	1-7/8"X1-5/8"	50		0.56
	02043	2-3/8"X1-5/8"	50		0.65
	02044	2-7/8"X1-5/8"	50		0.78
LOOP CAPS					
Malleable-Ball top	02045	1-5/8"X1-3/8"	50		0.68
	02046	1-7/8"X1-3/8"	50		0.73
	02047	1-7/8"X1-5/8"	50		0.84
	02048	2-3/8"X1-5/8"	25		1.12
	02049	2-7/8"X1-5/8"	25		1.28
	02050	3-1/2"X1-7/8"	25		2.00
	02051	4"X1-7/8"	20		2.53

DESCRIPTION	PART NO.	SIZE	PER BAG	Weight/EA	
				KGS	LBS
LOOP CAPS					
Malleable--Star top	02052	1-5/8"X1-3/8"	50		0.68
	02053	1-7/8"X1-3/8"	50		0.73
	02054	1-7/8"X1-5/8"	50		0.84
	02055	2-3/8"X1-5/8"	25		1.12
	02056	2-7/8"X1-5/8"	25		1.28
	02057	3-1/2"X1-7/8"	25		2.00
	02058	4"X1-7/8"	20		2.53
RAIL ENDS					
Malleable-Offset	02059	1-3/8"	100		0.44
	02060	1-5/8"	100		0.64
	02061	1-7/8"	50		0.77
COMBINATION RAIL ENDS					
		Malleable-Half moon			
	02062	1-5/8"	100		0.57
RAIL ENDS					
		Malleable-Brace 2 holes			
	02063	1-5/8"	50		0.75
	02064	1-3/8"	50		0.70
RAIL ENDS					
		Pressed Steel-Half Moon			
	02065	1-5/8"	100		0.46
CORNER ARMS					
Pressed Steel		Single Arms			
	02066	2-3/8"	10		3.20
	02067	2-7/8"	10		3.50
	02068	3-1/2"	10		3.80
	02069	4"	5		4.00
	02070	4-1/2"	5		4.70
		Double Arms			
	02071	2-3/8"	1		6.00
	02072	2-7/8"	1		6.30
	02073	3-1/2"	1		6.80
	02074	4"	1		7.00
CORNER ARMS					
Malleable					
	02076	2-3/8"	5		4.00
	02077	2-7/8"	5		5.00
	02078	3-1/2"	5		7.60
	02079	4"	5		7.60


DESCRIPTION	PART NO.	SIZE	PER BAG	Weight/EA	
				KGS	LBS
CORNER-V ARMS					
Malleable	02080	2-3/8"	5		7.00
	02081	2-7/8"	5		8.00
	02082	3-1/2"	5		10.60
	02083	4"	5		10.60
	ONE PIECE BARB WIRE ARMS - VERTICAL				
		Pressed Steel			
	02084	1-5/8"X1-5/8"	25		1.40
	02085	1-7/8"X1-5/8"	25		1.50
	02086	2-3/8"X1-5/8"	25		1.60
ONE PIECE BARB WIRE ARMS - 45 DEGREE					
		Pressed Steel			
	02087	1-5/8"X1-5/8"	25		1.43
	02088	1-7/8"X1-5/8"	25		1.54
	02089	2-3/8"X1-5/8"	25		1.65
ONE PIECE BARB WIRE V - ARMS					
		Pressed Steel			
	02090	1-5/8"X1-5/8"	1		2.75
	02091	1-7/8"X1-5/8"	1		2.75
	02092	2-3/8"X1-5/8"	1		3.00
RATCHET WINDERS					
		Malleable-Without brace bands			
	02093	Spool only	50		0.35
	02094	Universal	25		0.57
RATCHET WINDERS					
		Malleable			
	02075	4-1/2" Long	100		0.48
WIRE WINDERS					
		Pressed Steel			
	02095	3-1/2" Long X 1" Wide for 11 G. Wire	100		0.68
	02096	4" Long X 1-3/8" Wide for 11 G. Wire	50		0.82
BOULEVARD CLAMPS					
Pressed Steel-2pcs per set	02141	1-3/8"X1-3/8"	100		0.43
	02142	1-5/8"X1-3/8"	100		0.50
	02143	1-5/8"X1-5/8"	100		0.59
	02144	1-7/8"X1-3/8"	100		0.45
	02145	1-7/8"X1-5/8"	100		0.65
	02146	2-3/8"X1-3/8"	100		0.56
	02147	2-3/8"X1-5/8"	50		0.80
	02148	2-3/8"X1-7/8"	50		0.88
	02149	2-7/8"X1-5/8"	50		0.88
	02150	3"X1-5/8"	50		0.92
	02151	3-1/2"X1-5/8"	50		0.98
02152	4"X1-5/8"	50		1.10	

DESCRIPTION	PART NO.	SIZE	PER BAG	Weight/EA		
				KGS	LBS	
END CLAMPS						
Pressed Steel-2pcs per set	02153	1-3/8"X1-3/8"	100		0.32	
	02154	1-5/8"X1-3/8"	100		0.40	
	02155	1-5/8"X1-5/8"	100		0.45	
	02156	1-7/8"X1-3/8"	100		0.50	
	02157	1-7/8"X1-5/8"	100		0.52	
	02158	1-7/8"X1-7/8"	100		0.56	
	02159	2-3/8"X1-5/8"	100		0.58	
	02160	2-3/8"X1-7/8"	50		0.60	
	02161	2-7/8"X1-5/8"	50		0.69	
	02162	2-7/8"X1-7/8"	50		0.75	
	02163	4"X1-5/8"	50		0.85	
	02164	4"X1-7/8"	50		0.88	
	BRACE BANDS					
Pressed Steel-Without bolt	Regular 12ga x 3/4", for 5/16" bolts, (2.6mm in thickness)					
	02101	1-3/8"	250		0.13	
	02102	1-5/8"	250		0.16	
	02103	1-7/8"	250		0.18	
	02104	2-3/8"	250		0.21	
	02105	2-7/8"	100		0.25	
	02106	3" Full	100		0.27	
	02107	3-1/2"	100		0.30	
	02108	4"	100		0.30	
	02109	4-1/2"	100		0.36	
	02110	6-5/8"	50		0.55	
	Heavy 11ga x 1", for 3/8" bolts (3.0mm in thickness)					
	02111	1-3/8"	250		0.20	
	02112	1-5/8"	250		0.22	
	02113	1-7/8"	100		0.25	
	02114	2-3/8"	100		0.29	
	02115	2-7/8"	100		0.35	
	02116	3" Full	100		0.34	
	02117	3-1/2"	100		0.40	
02118	4"	100		0.46		
02119	4-1/2"	100		0.45		
02120	6-5/8"	50		0.80		


DESCRIPTION	PART NO.	SIZE	PER BAG	Weight/EA		
				KGS	LBS	
TENSION BANDS						
Pressed Steel-Without bolt	Regular 14ga x 3/4", for 5/16" bolts (2.1mm in thickness)					
	02121	1-3/8"	250	0.12		
	02122	1-5/8"	250	0.14		
	02123	1-7/8"	250	0.16		
	02124	2-3/8"	250	0.19		
	02125	2-7/8"	100	0.23		
	02126	3" Full	100	0.23		
	02127	3-1/2"	100	0.26		
	02128	4"	100	0.29		
	02129	4-1/2"	100	0.30		
	02130	6-5/8"	50	0.49		
	Heavy 11ga x 1", for 3/8" bolts (3.0mm in thickness)					
	02131	1-3/8"	250	0.23		
	02132	1-5/8"	100	0.26		
	02133	1-7/8"	100	0.29		
	02134	2-3/8"	100	0.34		
	02135	2-7/8"	100	0.40		
	02136	3" Full	100	0.36		
	02137	3-1/2"	100	0.40		
	02138	4"	100	0.44		
	02139	4-1/2"	100	0.46		
	02140	6-5/8"	50	0.74		
SLEEVES						
Pressed Steel	REGULAR	(THICKNESS: 1.2MM)				
	02165	1-3/8"X6"	100	0.36		
	02166	1-5/8"X6"	50	0.42		
	02167	1-5/8"X7"	50	0.49		
	HEAVY	(THICKNESS: 1.6MM)				
	02168	1-5/8"X6"	100	0.45		
	02169	1-5/8"X7"	50	0.53		
GATE HINGES						
Pressed Steel-Without bolt	Regular 1" width, 3/16 ga					
	03001	1-3/8"X5/8"	100	0.33		
	03002	1-5/8"X5/8"	100	0.40		
	03003	1-7/8"X5/8"	100	0.50		
	03004	1-3/8"X1/2"	100	0.33		
	03005	1-5/8"X1/2"	100	0.40		
	03006	1-7/8"X1/2"	100	0.50		
		Heavy 1-1/4" width, 3/16" ga				
		03007	1-3/8"X5/8"	100	0.41	
		03008	1-5/8"X5/8"	50	0.50	
		03009	1-7/8"X5/8"	50	0.62	
	03010	1-3/8"X1/2"	100	0.41		
	03011	1-5/8"X1/2"	50	0.50		
	03012	1-7/8"X1/2"	50	0.62		

DESCRIPTION	PART NO.	SIZE	PER BAG	Weight/EA		
				KGS	LBS	
POST HINGES						
Pressed Steel-Without bolt		Regular 1" width, 3/16" ga				
	03013	1-3/8"X5/8"	50		0.49	
	03014	1-5/8"X5/8"	50		0.56	
	03015	1-7/8"X5/8"	50		0.66	
	03016	2-3/8"X5/8"	50		0.74	
	03017	2-7/8"X5/8"	50		0.86	
	03018	1-7/8"X1/2"	50		0.66	
	03019	2-3/8"X1/2"	50		0.74	
	03020	2-7/8"X1/2"	50		0.86	
			Heavy 1-1/4" width, 3/16" ga			
	03021	1-3/8"X5/8"	50		0.58	
03022	1-5/8"X5/8"	50		0.65		
03023	1-7/8"X5/8"	50		0.75		
03024	2-3/8"X5/8"	50		0.90		
03025	2-7/8"X5/8"	50		1.04		
03026	4"X5/8"	50		1.24		
03027	1-5/8"X1/2"	50		0.72		
03028	1-7/8"X1/2"	50		0.80		
03029	2-3/8"X1/2"	50		0.90		
03030	2-7/8"X1/2"	50		1.04		


INDUSTRIAL BOX HINGES










Pressed Steel, complete		Gate 1-5/8" or 1-7/8"			
	03031	2-3/8"	10		3.28
	03032	2-7/8"	10		3.87
	03033	4"	5		4.60
	03034	4-1/2"	5		5.20
	03035	6-5/8"	5		6.12






INDUSTRIAL GRIPTITE HINGES









Pressed Steel, complete		Gate 1-5/8" or 1-7/8"			
	03036	2-3/8"	10		2.90
	03037	2-7/8"	10		3.00
	03038	4"	10		3.60
	03039	6-5/8"	4		5.80








INDUSTRIAL 180 DEGREE HINGES

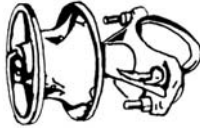
Pressed Steel, complete		Gate 1-5/8" or 1-7/8"			
	03040	2-3/8"	10		3.20
	03041	2-7/8"	10		3.24
	03042	3-1/2"	10		3.75
	03043	4"	5		4.10
	03044	4-1/2"	5		4.90
03045	6-5/8"	4		6.50	

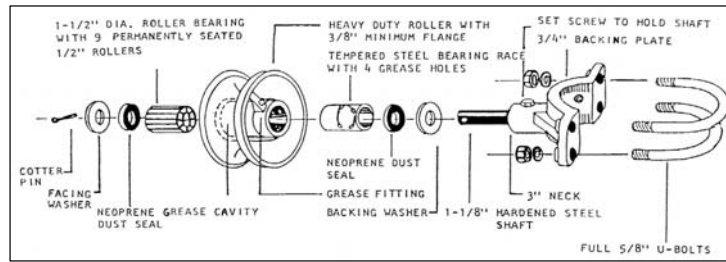
DESCRIPTION	PART NO.	SIZE	PER BAG	Weight/EA KGS LBS
INDUSTRIAL 180 DEGREE HINGES, HEAVY				
Pressed Steel, complete		Gate 1-5/8" or 1-7/8"		
	03046	2-3/8"	10	3.68
	03047	2-7/8"	10	3.73
	03048	3-1/2"	10	4.31
	03049	4"	5	4.72
	03050	6-5/8"	5	7.48
INDUSTRIAL BOX HINGES				
Malleable-Ball and socket type, complete		Gate 1-5/8" or 1-7/8"		
	03051	2-3/8"X1-5/8" & 1-7/8"	4	3.96
	03052	2-7/8"X1-5/8" & 1-7/8"	4	4.51
	03053	3-1/2"X1-5/8" & 1-7/8"	4	4.62
	03054	4"X1-5/8" & 1-7/8"	4	4.73
	03055	6-5/8"X1-5/8" & 1-7/8"	2	11.22
	03056	8-5/8"X1-5/8" & 1-7/8"	2	14.83
INDUSTRIAL OFFSET HINGES				
Malleable, complete		Malleable, complete		
	03057	2-3/8"	4	4.22
	03058	2-7/8"	4	4.28
	03059	3-1/2"	4	4.86
	03060	4"	4	5.43
	03061	4-1/2"	4	6.21
	03062	6-5/8"	2	9.90
RESIDENTIAL FEMALE HINGES				
Malleable, complete		Malleable, complete		
	03150	1-3/8"	50	0.75
	03063	1-5/8"	50	1.00
RESIDENTIAL MALE HINGES				
Malleable, complete		Malleable, complete		
	03064	1-7/8"	50	0.62
	03065	2-3/8"	50	0.75
	03066	2-7/8"	50	0.92
RESIDENTIAL FEMALE HINGES				
Malleable		Malleable		
	03067	1-3/8"	16	1.32
RESIDENTIAL MALE HINGES				
Malleable		Malleable		
	03068	1-7/8"	16	1.34
	03069	2-3/8"	16	1.83
ADAPTER				
Malleable, complete		Malleable, complete		
	03070	1-7/8"	8	3.30
HINGES				
Malleable, complete		Malleable, complete		
	03071	2-7/8"	8	4.14
	03072	4"	8	5.17

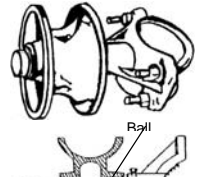
DESCRIPTION	PART NO.	SIZE	PER BAG	Weight/EA KGS LBS
WALL MOUNT HINGE 	03073	Pressed Steel 5/8" Diam. Pin	50	0.70
FLAT BACK FORK LATCH ASSEMBLY 	03074	Pressed Steel - complete 1-3/8"	100	0.56
FORK HANGER 	03075	Pressed Steel for 5/16"X1-1/4" bolt	200	0.2
GATE FORK LATCHES				
Pressed Steel, complete	03076	1-3/8"X1-3/8"	25	0.47
	03077	1-3/8"X1-5/8"	25	0.67
	03078	1-3/8"X1-7/8"	25	0.96
	03079	1-3/8"X2-3/8"	25	1.06
	03080	1-3/8"X2-7/8"	25	1.15
	03081	1-5/8"X1-7/8"	25	1.07
	03082	1-5/8"X2-3/8"	25	1.07
	03083	1-5/8"X2-7/8"	25	1.17
	03084	1-5/8"X4"	25	1.40
	03085	1-7/8"X1-7/8"	25	1.02
	03086	1-7/8"X2-3/8"	25	1.08
	03087	1-7/8"X2-7/8"	25	1.25
	03088	1-7/8"X4"	25	1.42
	03089	1-7/8"X4-1/2"	25	1.48
	03090	1-7/8"X6-5/8"	25	1.65
GATE FORK LATCHES				
Malleable, complete	03091	1-3/8"X1-7/8"	25	1.54
	03092	1-3/8"X2-3/8"	25	1.58
	03093	1-3/8"X2-7/8"	25	1.63
	03094	1-5/8"X1-7/8"	25	1.55
	03095	1-5/8"X2-3/8"	25	1.60
	03096	1-5/8"X2-7/8"	25	1.68
	03097	1-5/8"X3-1/2"	25	1.68
	03098	1-5/8"X4"	25	2.14
	03099	1-7/8"X2-3/8"	20	1.74
	03100	1-7/8"X2-7/8"	20	1.80
	03101	1-7/8"X3-1/2"	20	2.40
	03102	1-7/8"X4"	20	2.40

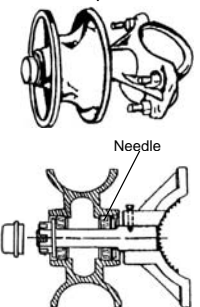
DESCRIPTION	PART NO.	SIZE	PER BAG	Weight/EA KGS LBS	
BUTTERFLY LATCH					
	03103	Aluminum Body & Pressed Steel le 1-3/8"x1-7/8"	25	1.19	
	03104	1-3/8"x2-3/8"	25	1.25	
FLAT BACK BUTTERFLY LATCHES					
	03105	wood post & 1-3/8"	25	1.00	
DROP ROD FORKS & GUIDES					
Pressed Steel-Without bolt					
	Regular				
	03106	1-5/8" fork	25	1.56	
	03107	1-7/8" fork	25	1.56	
	03108	1-5/8" guide	50	0.96	
	03109	1-7/8" guide	50	0.96	
	Heavy				
	03110	1-5/8" fork	25	1.70	
03111	1-7/8" fork	25	2.00		
03112	1-5/8" guide	50	1.25		
03113	1-7/8" guide	50	1.40		
RESIDENTIAL DROP ROD ASSEMBLIES					
Aluminum Body & Pressed Steel Guides					
	Aluminum Top , complete				
	03114	1-3/8"X36"	10	7.10	
03115	1-3/8"X48"	10	7.30		
LOCK N' LATCHES					
Pressed Steel					
	03116	offset type	25	1.50	
	03117	straight type	25	1.50	
INDUSTRIAL LATCH ASSEMBLY					
Malleable, complete					
	03118	1-5/8" & 1-7/8"	EA	8.50	
FREEZE PROOF LATCH ASSEMBLIES					
Malleable, complete					
	03119	1-5/8"	10	2.83	
	03120	1-7/8"	10	2.98	
	03121	1-5/8" & 1-7/8" universal	10	3.02	
GATE CLIPS					
Pressed Steel					
	C - TYPE				
	03122	1-3/8" C-type (3.319" high)	250	0.11	
	03123	1-3/8" C-type (3.070" high)	250	0.11	
	03124	1-3/8" C-type (3.800" high)	250	0.14	
L - TYPE					
03125	1-3/8" L-type	250	0.12		












DESCRIPTION	PART NO.	SIZE	PER BAG	Weight/EA	
				KGS	LBS
GATE SCROLLS					
Pressed Steel	03126	12"	10		0.82
	03127	18"	10		1.06
	03128	24"	10		1.25
180 DEGREE ADAPTER & BALL PLUGS					
Malleable, complete					
	03129	1-5/8" OR 1-7/8" adapter	10		5.00
	03130	1-5/8" ball plug	10		1.25
	03131	1-7/8" ball plug	10		1.50
GATE HOLDBACKS					
		Malleable, complete			
	03132	1-5/8" or 1-7/8"	20		2.40
GATE CORNER CLAMP - RESIDENTIAL					
Pressed Steel, without rivets	03133	1-3/8"x1-3/8" (TOP)	50		0.63
	03134	1-3/8"x1-3/8" (Bottom)	50		0.57
	03135	1-5/8"x1-5/8" (Bottom)	25		0.83
	03136	1-7/8"x1-7/8" (Bottom)	25		0.95
	GATE CORNER CLAMP - HEAVY				
Pressed Steel, without rivets	03137	1-5/8"x1-5/8" (Top)	20		1.30
	03138	1-5/8"x1-5/8" (Bottom)	20		1.44
	03139	1-7/8"x1-7/8" (Top)	20		1.80
	03140	1-7/8"x1-7/8" (Bottom)	20		1.96
	03141	2-3/8"x2-3/8" (Bottom)	20		
	PANEL CLAMPS				
Pressed Steel	03142	1-3/8"	100		0.50
	03143	1-5/8"	100		0.62
	03144	1-7/8"	50		0.72
	SADDLE CLAMPS				
Pressed Steel	Regular				
	03145	1-3/8"X1-3/8"	100		0.56
	03146	1-5/8"X1-5/8"	100		0.63
	03147	1-7/8"X1-7/8"	100		0.72
	Heavy				
	03148	1-3/8"X1-3/8"	100		0.62
	03149	1-5/8"X1-5/8"	100		0.74












DESCRIPTION	PART NO.	SIZE	PER BAG	Weight/EA KGS LBS
CANTILEVER ROLLERS				
Malleable -- Grease needle bearing				
		Medium weight		
	04001	2-7/8"X2-3/8"	4	14.00
	04002	3-1/2"X2-3/8"	4	15.00
	04003	4"X2-3/8"	4	16.00
	04004	4-1/2"X2-3/8"	4	17.00
	04005	6-5/8"X2-3/8"	4	22.00
		Heavy weight		
	04006	2-7/8"X2-3/8"	2	23.50
04007	4"X2-3/8"	2	27.50	
04008	6-5/8"X2-3/8"	4	32.50	












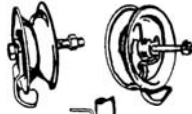






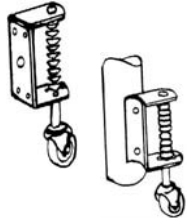


DESCRIPTION	PART NO.	SIZE	PER BAG	Weight/EA KGS LBS
CANTILEVER ROLLERS				
Malleable -- Double sealed ball bearing, castle nut				
<u>Dust Cap & Oil Seal</u>				
		Medium weight		
	04009	2-7/8"X2-3/8"	4	14.00
	04010	3-1/2"X1-3/8"	4	14.00
	04011	4"X2-3/8"	4	16.00
	04012	4-1/2"X2-3/8"	4	17.50
	04013	6-5/8"X2-3/8"	4	22.00




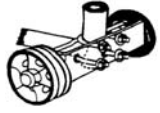



DESCRIPTION	PART NO.	SIZE	PER BAG	Weight/EA KGS LBS
CANTILEVER ROLLERS				
Malleable -- High performance grease needle bearing, castle nut				
<u>Dust Cap & Oil Seal</u>				
		Medium weight		
	04014	2-7/8"	4	14.00
	04015	3-1/2"	4	14.00
	04016	4"	4	16.00
	04017	4-1/2"	4	17.00
		Heavy weight		
	04018	2-7/8"X2-3/8"	2	23.50
	04019	4"X2-3/8"	2	27.50
04020	6-5/8"X2-3/8"	4	34.00	


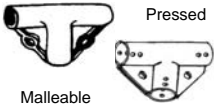



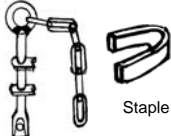


DESCRIPTION	PART NO.	SIZE	PER BAG	Weight/EA KGS LBS
MINI CANTILEVER ROLLERS Malleable -- Sealed ball bearing				
	04021	2-3/8"X1-5/8"	8	12.00
ROLLER GUARDS - "TOP" Pressed Steel				
	04022	for 3" & 4" Cantilever Roller	4	6.00
CANTILEVER GATE LATCHES Malleable, complete				
	04023	1-7/8"	40	1.02
	04024	2-3/8"	40	1.15
	04025	FIT 2" X 2" SQ Tube	20	1.63
CANTILEVER POST LATCHES Malleable, complete				
	04026	2-7/8"X1-7/8"	8	4.95
	04027	3-1/2"X2-3/8"	8	5.40
	04028	4"X1-7/8"	8	5.85
DELUXE HEAVY TROLLEY Pressed Steel For 6" I-Beam				
	04029	4 Rollers	2	13.28
TROLLEY ASSEMBLIES Pressed Steel For 6" I-Beam				
	04031	Single Trolley	4	9.00
	04032	Double Trolley	2	18.00
UPRIGHT TROLLEY ASSEMBLY Pressed Steel For 6" I-Beam				
	04033	1-7/8" Pipe	4	13.00
BEAM HANGERS Pressed Steel, complete				
	04034	2-7/8"	4	10.00
	04035	4"	4	11.00
	04036	6-5/8"	2	13.00
DOUBLE HANGERS Pressed Steel, complete				
	04037	4" & 8" Spacing	4	14.70
GUIDE ASSEMBLIES Pressed Steel, complete				
	04038	2-7/8"	4	10.00
	04039	4"	4	11.00
	04040	6-5/8"	4	13.00
LOCK ASSEMBLIES Pressed Steel, complete				
	04041	2-7/8"	8	2.40
	04042	4"	8	2.60
	04043	6-5/8"	4	3.20











DESCRIPTION	PART NO.	SIZE	PER BAG	Weight/EA KGS LBS	
STOP ASSEMBLIES					
		Pressed Steel, complete			
	04044	2-7/8"	8	2.30	
	04045	4"	8	2.50	
	04046	6-5/8"	8	3.10	
SLIDING GATE TROLLEYS					
Pressed Steel		With 2 nuts attached 1 Nylon lock, 1 Regular nut			
	04047	4 Bearings	10	5.14	
		04048	8 Bearings	10	5.90
		04049	4 Bearings	8	5.14
	Stainless Steel Bracket and Bolt Swivel Arm Type				
LOWER ROLLER GUIDES					
		Pressed Steel			
	04050	Galvanized with 4" U-Bolt 2 required, (Right)	10	3.50	
	04051	Galvanized with 4" U-Bolt 2 required, (Left)	10	3.50	
GATE STOP BRACKETS					
		Pressed Steel			
	04052	Gate stop bracket	25	1.31	
ADJUSTABLE REAR ROLLER BRACKETS					
		Pressed Steel			
	04053	1-5/8" frame	50	0.40	
	04054	1-7/8" frame	50	0.56	
ADJUSTABLE REAR ROLLER BRACKETS					
		Pressed Steel-Heavy duty			
	04055	Fits 1-5/8" or 1-7/8" frame	25	1.43	
	04056	Fits 1-5/8" or 1-7/8" frame	25	2.70	
ADJUSTABLE REAR ROLLER BRACKETS					
		Pressed Steel-Offset			
	04057	Fits 1-5/8" or 1-7/8"	25	1.72	
GATE STOPS					
		Pressed Steel			
	04058	Fits 1-5/8" pipe track	100	0.77	
ROLLING GATE LATCHES					
		Pressed Steel-Without bands			
	04059	1-5/8" latch	20	2.31	
	04060	1-7/8" latch	20	2.31	
	04061	1-5/8" & 1-7/8" Universal	20	2.31	
SAFETY TYPE TRACK BRACKETS					
		Pressed Steel-Universal			
	04062	1-5/8" and 1-7/8"	20	2.40	
	04063	2-3/8" and 2-7/8"	20	2.40	
	04064	3-1/2"	20	2.40	






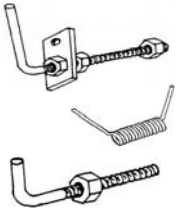

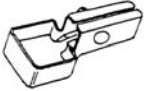
DESCRIPTION	PART NO.	SIZE	PER BAG	Weight/EA KGS LBS
BAND TYPE TRACK BRACKETS Pressed Steel				
	04065	1-5/8" track Use brace band for post	20	1.10
WALL MOUNT TRACK BRACKETS Pressed Steel				
	04066	1-5/8" track Use on flat surface or wall	20	2.24
UNIVERSAL LINE TRACK BRACKETS Pressed Steel				
	04067	1-5/8" track 2-3/8" or 2-7/8" post	20	1.45
RESIDENTIAL LINE TRACK BRACKETS Pressed Steel				
	04068	1-5/8" track Use brace band for post	20	0.90
FLAT WALL TRACK BRACKETS Pressed Steel				
	04069	1-5/8" track Use on flat surface or wall	20	1.45
SAFETY TYPE PIPE TRACK WHEELS Malleable-With heavy bracket				
	04070	5" Wheel With bolt/nut & retainer	4	5.00
	04071	5"X1-5/8" track With heavy bracket & retainer	4	6.10
V-GROOVE WHEELS Malleable Iron				
	04072	Completed with grease bearing, fixed sleeve and bolt / nut. 4" with 1/2"x3-1/2" b/n	4	5.00
	04073	6" with 5/8"x3-1/2" b/n	4	7.00
RUBBER GROUND WHEELS Pressed Steel Hub--For 5/8" axle				
	04074	6" Ground Wheel	10	1.98
	04075	8" Ground Wheel	10	3.86
PNEUMATIC GROUND WHEEL				
	04076	10"DX3"W For 3/4" axle	4	3.70

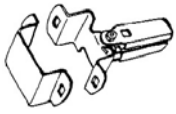
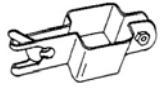

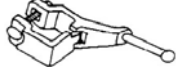
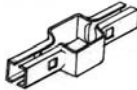





DESCRIPTION	PART NO.	SIZE	PER BAG	Weight/EA KGS LBS
PIPE TRACK ROLLERS				
		Pressed Steel-Single Bearing		
	04077	Safety 5"X1-5/8" od	20	2.20
	04078	7"X1-5/8" od	5	2.40
	04079	Regular 5"X1-5/8" od	20	2.00
	04080	With Heavy bracket 5"X1-7/8" od	4	4.55
		Universal holding bracket assembly for 1-5/8" or 1-7/8" frame with heavy bracket 23ABH000		
SWING GATE HELPER WHEEL				
		Pressed Steel		
	04081	1-7/8"	4	6.60
SWING GATE HELPER WHEEL				
		Pressed Steel		
	04082	1-7/8"	5	5.00
CANTILEVER HELPER WHEEL				
		Pressed Steel		
	04083	1-7/8"	4	5.72
SWIVEL WHEEL				
		Pressed Steel -- For Swing Gate		
	04084	Fits 1-3/8" Frame	4	4.62
	04085	Fits 1-5/8" Frame	4	4.71
	04086	Fits 1-7/8" Frame	4	4.83
SPRING LOADED HELPER WHEELS				
		Pressed Steel		
	04087	Flat Type 3" Diam. wheel 11" Overall height	12	3.00
	04088	Round Type For 2-3/8" OD pipe 3" Diam wheel 11" Overall height	12	3.00
	04089	For 2-3/8" OD pipe 6" Diam wheel 11" Overall height	6	5.00
SINGLE WHEEL CARRIERS - 2PC				
		Pressed Steel-(Weld-on)		
	04090	1-5/8" x 6" Wheel	10	3.00
	04091	1-5/8" x 8" Wheel	10	3.00
	04092	1-7/8" x 6" Wheel	5	3.00
	04093	1-7/8" x 8" Wheel	5	3.00
DOUBLE WHEEL CARRIERS				
		Light duty		
	04094	6" wheel 6" width	4	6.12
	04095	8" wheel 6" width	4	8.73
	04096	Carrier Only	6	2.14
	Universal	1-5/8" ~ 1-7/8"		







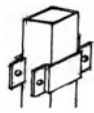
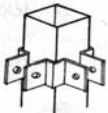
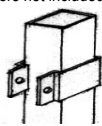

DESCRIPTION	PART NO.	SIZE	PER BAG	Weight/EA	
				KGS	LBS
DOUBLE WHEEL CARRIERS					
		Regular duty			
	04097	6" wheel 8" width	4	7.00	
	04098	8" wheel 8" width	4	8.00	
	04099	Carrier only	6	3.04	
	Universal	1-5/8" ~ 1-7/8"			
WIDE RUNNERS					
	04100	6" wheel-12" width	4	10.00	
	04101	8" wheel-12" width	4	12.50	
	04102	Carrier Only	6	3.28	
	Universal	1-5/8" ~ 1-7/8"			
PNEUMATIC RUT RUNNERS					
	04103	10"DX3"W Pneumatic Wheel - 12" wide With 3/4" solid steel axle	2	14.20	
DOUBLE WHEEL CARRIERS					
		One V - Groove wheel - One rubber wheel			
	04104	6" wheel-6" width	2	9.12	
	04105	6" wheel-8" width	2	10.05	
	04106	6" wheel-12" width	4	11.50	
J - BOLTS					
2 Nuts attached	05001	1/2"X3"	200	0.30	
	05002	1/2"X4-1/2"	100	0.36	
	05003	1/2"X6"	100	0.44	
	05004	5/8"X4-1/2"	50	0.60	
	05005	5/8"X6"	50	0.71	
	05006	5/8"X8"	50	0.81	
	05007	5/8"X10"	50	1.00	
	05008	5/8"X12"	50	1.15	
	05009	3/4"X6"	50	0.98	
	05010	3/4"X12"	25	1.58	
	05011	1"X9"	20	2.70	
	LAG SCREWS				
	05012	1/2"X3"	200	0.27	
	05013	1/2"X4-1/2"	100	0.31	
	05014	1/2"X6"	100	0.36	
	05015	5/8"X4-1/2"	100	0.50	
	05016	5/8"X6"	100	0.59	
	05017	3/4"X6"	50	0.80	
	FLOOR FLANGES				
Pressed Steel		Hole dia 5/8"			
	05018	3"X6"x1/4"	50	1.06	
	05019	4"X4"x1/4"	50	1.00	
	05020	4"X6"x1/4"	25	1.50	
	05021	5"X5"x1/4"	25	1.60	
	05022	6"X6"x1/4"	25	2.30	
	05023	8"X8"x1/4"	10	4.00	
	05024	6"X6"X3/8"	10	3.50	
	05025	8"X8"X3/8"	10	6.20	


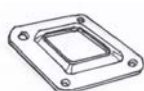


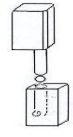
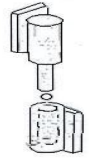


DESCRIPTION	PART NO.	SIZE	PER BAG	Weight/EA	
				KGS	LBS
U - BOLTS	05026	3/8"X1-7/8"	100		0.32
With nuts	05027	3/8"X2-3/8"	100		0.35
	05028	3/8"X2-7/8"	100		0.38
	05029	3/8"X4"	100		0.44
	05030	1-7/8"X1/2"	100		0.50
	05031	2-3/8"X1/2"	100		0.55
	05032	2-7/8"X1/2"	100		0.60
	05033	4"X1/2"	50		0.70
	05034	4-1/2"X1/2"	50		0.75
	05035	6-5/8"X1/2"	25		0.90
	05036	5/8"X2-7/8"	50		0.92
	05037	5/8"X3-1/2"	50		1.00
	05038	5/8"X4"	50		1.06
	05039	5/8"X4-1/2"	50		1.20
	05040	5/8"X6-5/8"	50		1.40
T-CLAMPS					
		Malleable -- Sealed ball bearing			
	05041	1-7/8"X1-7/8"X1-7/8"	10		3.87
		Pressed Steel			
	05042	1-5/8"X1-5/8"	20		2.50
	05043	1-7/8"X1-5/8"	20		2.88
Malleable	05044	1-7/8"X1-7/8"	20		3.00
CROSS-CLAMPS					
		Pressed Steel			
	05045	1-5/8"X1-5/8"	10		3.87
	05046	1-7/8"X1-7/8"	10		3.98
	05047	2-3/8"X2-3/8"	10		4.60
J-BOLT					
	05048	1/4"X4-1/2"X1.1" Hook	500		0.24
	05049	5/16"X5"	500		0.36
HOG RING PLIER					
	Malleable				
	05050				
DROP PIN ASSEMBLY					
	05051	Chain Drop- 1 pc	-		1.20
		Guide- 2 pcs			
		Staple- 1 pc			
FOOT BOLT ASSEMBLY					
	05052	1/2" X 4" X 24"			2.45
	05053	3/4" X 4" X 24"			3.90
	05054	3/4" X 4" X 26"	-		4.10
		Guide- 2 pcs			
05055	3/4" X 4" X 36"			5.60	
INDUSTRIAL HINGE					
	05056	6-5/8"	-		7.12

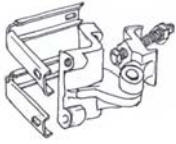
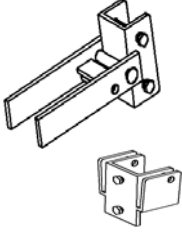
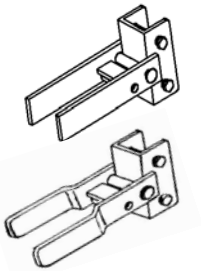
DESCRIPTION	PART NO.	SIZE	PER BAG	Weight/EA KGS LBS
INDUSTRIAL PANEL HINGE				
	05057	For 2-3/8" Pipe- 2 pcs/ set	-	1.75
INDUSTRIAL FRAME COLLAR				
	05058	4mm Steel For 3/4" Hinge Bolt x 1-5/16" Frame and For 1/2" Carriage Bolt Hole	50	1.20
	05059	For 3/4" Hinge Bolt x 1-11/16" Frame and For 1/2" Carriage Bolt Hole	50	1.50
INDUSTRIAL GATE POST COLLARS				
Pressed Steel-Heavy duty	05060	2-3/8" x 3/4" x 6.0mm	25	1.60
with one set screw	05061	2-7/8" x 3/4" x 6.0mm	25	1.70
	05062	3-1/2" x 3/4" x 6.0mm	20	2.00
	05063	4-1/2" x 3/4" x 6.0mm	20	2.46
	05064	6-5/8" x 3/4" x 6.0mm	10	4.80
	05065	6-5/8" x 1" x10.0mm	6	8.40
INDUSTRIAL GATE POST COLLARS				
Pressed Steel-Heavy duty	6.0mm Steel			
	05066	2-3/8"	25	1.60
	05067	2-7/8"	20	1.70
	05068	3-1/2"	20	2.20
	05069	4-1/2"	20	3.20
THREE-PIECE DROP LATCHES				
		Malleable, complete		
	05070	1-5/16"	25	2.24
	05071	1-11/16"	25	2.42
TWO-PIECE DROP LATCH CATCHES				
		Malleable, complete		
	05072	1-11/16"	25	1.37
	05073	2-3/8"	25	1.98
	05074	2-7/8"	25	2.00
	05075	3-1/2"	25	2.46
TWO-PIECE GATE FINGERS				
		Malleable, complete		
	05076	1-1/4"	100	0.60
WICKET GATE FRAME COLLAR WITH WELDED PIN				
Including Bolts, Nuts, 2mm Steel				
	05077	1-1/4" x 1/2" Pin	100	0.51
	05078	1-5/16" x 3/4" Pin	50	0.68
	05079	1-11/16" x 3/4" Pin	50	0.79
RES. FRAME COLLAR				
	05080	1-1/4" (2.5mm)	50	0.44
RES. POST COLLAR				
	05081	1-11/16" (4.0mmT)	50	0.36
	05082	1-7/8" (4.0mmT)	50	0.40

DESCRIPTION	PART NO.	SIZE	PER BAG	Weight/EA	
				KGS	LBS
FINGER CATCH					
	05083	1-1/4"	100	0.40	
	05084	1-7/8"	100	0.45	
	05085	2-3/8"	50	0.50	
J- BOLT					
	05086	1" X 9" J-BOLT Without flange	20	2.70	
Hinge Bolt with Spring Holder					
	05087	1/2" X 3-1/2" X6" 1/2" Diam. Wire Rod 3" threaded Electro Plated 3 nuts & 1 spring holder completed assembled	100	0.63	
Hinge Bolt					
	05088	1/2" X 1-1/2" X 3-1/4" 1/2" Diam. Wire Rod 2-1/2" threaded Electro Plated 2 nuts attached	100	0.48	
Spring					
	05089	1/2" X 3" Long .56 inside diam. Gauge 7-1/2 Wire, 4.3mm 15 turns clockwise	200	0.26	
HINGE BOLT SET					
	05090	1/2" Hinge Bolt Set with spring holder including: 52HB4600 X 1 PC 52HB4150 X 1 PC 52HB4300 X 1 PC	100	0.50	
Swivel Boulevard Bracket					
	06001	2" Post & 1" Rail	25	1.40	
	06002	2" Post & 1-1/4" Rail Pressed Steel Set includes 2 pc Swivel End Bracket with 5/16" X 1-1/2" bolt/nut 2 pc center sleeve 2 pc side bracket			
END BRACKET					
	06003	2" Post & 1" Rail	100	0.35	
	06004	2" Post & 1-1/4" Rail Pressed Steel Complete Assembled Electro Plated	100		

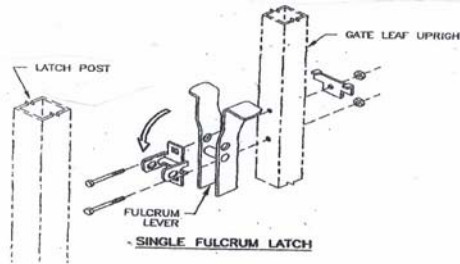
DESCRIPTION	PART NO.	SIZE	PER BAG	Weight/EA KGS LBS
SWIVEL END BRACKET				
	06005	2" Post & 1" Rail	50	0.86
	06006	2" Post & 1-1/4" Rail	50	
		Pressed Steel Set includes 1 pc Swivel End Bracket with 5/16" X 1-1/2" bolt/nut 1 pc center sleeve 1 pc side bracket		
SINGLE SWING LATCH-SQUARE				
Finger Latch Catch-Pressed Steel				
	06007	1" Square	100	0.42
	06008	1-1/2" Square	100	0.45
	06009	2" Square	100	0.48
	06010	2-1/2" Square	100	0.54
Finger Latch-Pressed Steel Complete Assembled				
	06011	1" Square	50	0.60
	06012	1-1/4" Square	50	0.70
	06013	1-1/2" Square	50	0.80
Finger Latch-Malleable Iron Complete Assembled				
	06014	1" Square	50	1.10
LINE BRACKET				
	06015	2" Post & 1" Rail	50	0.75
	06016	2" Post & 1-1/4" Rail		
CORNER BRACKET				
	06017	2" Square Post & 1" Square Rail	50	0.75
GATE FRAME COLLAR				
	06018	1" Square for 1/2" pin Pressed Steel Electro Plated 2 pcs/set Bolt/Nut excluded	100	0.36
SELF CLOSING DEVICE				
		Gate Post Collar		
	06019	2" Square & for 3/4" pin	100	0.50
	06020	2-1/2" Square & for 3/4" pin		
SQUARE 180 DEGREE HINGES				
		Pressed Steel		
	06021	2-1/2"SQ. x 2"SQ.	10	3.50
	06022	3"SQ. x 2"SQ.	10	3.75
	06023	4"SQ. x 2"SQ.	10	4.40
SQUARE CAPS				
		Pressed Steel		
	06024	1" x 1" Square	350	0.10
	06025	1-1/2" x 1-1/2" Square	250	0.13
	06026	2" x 2" Square	250	0.19
	06027	2-1/2" x 2-1/2" Square	100	0.25
	06028	3" x 3" Square	100	0.31
	06029	4" x 4" Square	50	0.44

DESCRIPTION	PART NO.	SIZE	PER BAG	Weight/EA KGS LBS
SQUARE BRACE BAND (Regular 12 Ga, x 19.0mm W)				
	06030	1-1/2" x 1-1/2"	-	0.18
	06031	2" x 2"	-	0.22
	06032	2-1/2" Square	-	0.28
SQUARE TENSION BAND (Regular 12 Ga, x 19.0mm W)				
	06033	1-1/2" x 1-1/2"	-	0.20
	06034	2" x 2"	-	0.24
	06035	2-1/2" Square	-	0.29
FORKS Pressed Steel				
	06036	2"	-	0.40
	06037	2-1/2"	-	0.40
	03038	3"	-	0.52
FORK LATCH HANGERS Pressed Steel				
Fasteners not included				
	06039	1"	-	0.45
	06040	1-1/2"	-	0.52
	06041	2"	-	0.60
FRAME HINGES, CLAM-ON Pressed Steel				
Fasteners not included				
	06042	1" x 5/8"	-	0.36
	06043	1-1/2" x 5/8"	-	0.44
	06044	2" x 5/8"	-	0.56
POST HINGES, CLAM-ON Pressed Steel				
	06045	2" x 5/8" Pin	-	0.68
	06046	2-1/2" x 5/8" Pin	-	0.78
	06047	3" x 5/8" Pin	-	0.90
LINE BRACKET Pressed Steel				
Fasteners not included				
	06048	2" Post X 1" Rail	-	0.42
	06049	2-1/2" Post X 1-1/2" Rail	-	0.50
	06050	2-1/2" Post X 2" Rail	-	0.58
	06051	3" Post X 2" Rail	-	0.70
CORNER BRACKET Pressed Steel				
Fasteners not included				
	06052	2" Post X 1" Rail	-	0.42
	06053	2-1/2" Post X 1-1/2" Rail	-	0.50
	06054	2-1/2" Post X 2" Rail	-	0.58
	06055	3" Post X 2" Rail	-	0.70
END BRACKET Pressed Steel				
Fasteners not included				
	06056	2" Post X 1" Rail	-	0.37
	06057	2-1/2" Post X 1-1/2" Rail	-	0.44
	06058	2-1/2" Post X 2" Rail	-	0.55
	06059	3" Post X 2" Rail	-	0.66
PANEL BRACKET Aluminum Fasteners not included				
	06060	1" Swivel Bracket	-	0.78
	06061	1-1/2" Swivel Bracket	-	0.86
	06062	2" Swivel Bracket	-	0.98

DESCRIPTION	PART NO.	SIZE	PER BAG	Weight/EA KGS LBS
 DROPPING GUIDE Pressed Steel	06063	GUIDE BODY Φ3/4" x 9" Long	1.63	
	06064	DROP ROD Φ3/4" x 36"	5.01	
	06065	Φ3/4" x 44"	6.01	
SQUARE FLANGE				
	06066	5"x 5" For 1-1/2" SQ. TUBE w/ 5/16" Bolt Holes	1.0	50
	06067	5"x 5" For 2" SQ. TUBE w/ 5/8" Bolt Holes	1.0	50
	06068	5"x 5" For 2-1/2" SQ. TUBE w/ 3/8" Bolt Holes	1.2	50
	06069	6"x 6" For 3" SQ. TUBE w/ 1/2" Bolt Holes	1.8	30
RUBBER GUIDE ROLLER W/ BRONZE BUSHING				
	Bracket : 2" Wide x 1/4" T Rubber: 2" Diameter w/ Bronze Bushing			
	06070	4" Long Roller	6	2.44/pc
	06071	6" Long Roller	6	2.84/pc
	06072	12" Long Roller	6	4.4/pc
WHEEL BOX FOR 2" X 4" BOTTOM RAIL				
	06073	End Wheel Box 6" X 5/8" axle	4	5.75/pc
	06074	Center Wheel Box 6" X 5/8" axle	4	5.88/pc
SQUARE BALL BEARING HINGE				
	06075	1/2" Pin 1-3/8" Hinge	5 pair	2.50/pr
	06076	5/8" Pin 2" Hinge	5 pair	8.00/pr
	06077	3/4" Pin 2-1/2" Hinge	5 pair	18.00/pr
BARREL TYPE BALL BEARING HINGE				
	06078	5/8" Pin 2" Hinge	5 pair	8.00/pr
	06079	3/4" Pin 2-1/2" Hinge	5 pair	12.00/pr
	06080	1" Pin 3" Hinge	5 pair	15.00/pr
	06081	1-1/4" Pin 3-3/4" Hinge	5 pair	18.50/pr
ROLLER BEARING HINGE				
	06082	5/8" Pair 2"W x 4"H	5 pair	10.00/pr
Double Guide Roller Rubber: 2" Diameter x 4" Long w/ Bronze Bushing				
	06083	Bracket: 2" Wide x 1/4" T 4" Long Roller	6	4.75/pc

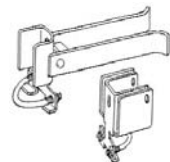
DESCRIPTION	PART NO.	SIZE	PER BAG	Weight/EA KGS LBS
SQUARE COMMERCIAL HINGE				
	06084	2-1/2" SQ x 2" SQ	4	7.97
	06085	3" SQ x 2" SQ	4	8.31
	06086	4" SQ x 2" SQ	4	8.83
	06087	6" SQ x 2" SQ	4	10.00
FULCRUM LATCH (For Square Post)				
	<u>DOUBLE</u>			
	06088	For 1-1/2" Post w/Bolt & Nut	8	3.88
	06089	For 2" Post w/Bolt & Nut	8	4.00
	06090	For 2-1/2" Post w/Bolt & Nut	8	4.13
	<u>SINGLE</u>			
	06091	For 1-1/2" Post w/Bolt & Nut	24	2.25
	06092	For 2" Post w/Bolt & Nut	24	2.26
	06093	For 2-1/2" Post w/Bolt & Nut	12	3.80
	06094	For 3" Post w/Bolt & Nut	8	4.80
	06095	For 4" Post w/Bolt & Nut	8	5.20

DESCRIPTION	PART NO.	SIZE	PER BAG	Weight/EA KGS LBS
SINGLE FULCRUM LATCH				
	FOR SQUARE TUBING			
	06096	2" SQ. x 2-1/2" SQ.	4	3.87
	06097	2" SQ. x 3" SQ.	4	4.07
	06098	2" SQ. x 4" SQ.	4	4.30
	FOR ROUND TUBING			
	06099	1-7/8" x 2-3/8" OD Post	4	3.87
	06100	1-7/8" x 2-7/8" OD Post	4	4.07
	06101	1-7/8" x 4" OD Post	4	4.30

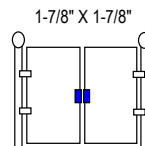


FULCRUM LATCH (For Round Tubing)

Fits 1-5/8" to 1-7/8" Frame

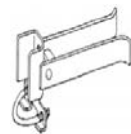


DOUBLE
06102

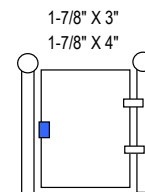


5

7.50



SINGLE
06103
06104



10

5.2

10

5.6

ADJUSTABLE WOOD RAIL BRACKETS

Pressed Steel



07001
07002
07003

1-5/8"
1-7/8"
2-3/8"

25
25
25

0.68
0.72
0.76

ADJUSTABLE WOOD TO STEEL ADAPTERS

Pressed Steel



07004
07005
07006
07007

1-5/8"
1-7/8"
2-3/8"
2-7/8"

20
20
20
20

0.82
0.87
0.91
1.02

WOOD TO STEEL ADAPTERS

Pressed Steel



07008
07009
07010

1-5/8"
1-7/8"
2-3/8"

20
20
20

0.76
0.81
0.85

WOOD TO STEEL ADAPTERS

Pressed Steel





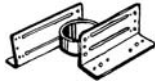



07011
07012
07013
07014

1-5/8"
1-7/8"
2-3/8"
2-7/8"

20
20
20
20

0.72
0.77
0.81
0.88

DESCRIPTION	PART NO.	SIZE	PER BAG	Weight/EA	
				KGS	LBS
WOOD TO STEEL BRACKETS		Pressed Steel			
	07015	1-5/8"	20	0.72	
	07016	1-7/8"	20	0.77	
	07017	2-3/8"	20	0.81	
	07018	2-7/8"	20	0.88	
WOOD TO STEEL CORNER BRACKETS		Pressed Steel			
	07019	1-5/8"	20	0.97	
	07020	1-7/8"	20	1.32	
	07021	2-3/8"	20	1.39	
	07022	2-7/8"	20	1.50	
WOOD TO STEEL END BRACKETS		Pressed Steel			
	07023	1-5/8"	20	0.72	
	07024	1-7/8"	20	0.77	
	07025	2-3/8"	20	0.81	
	07026	2-7/8"	20	0.88	
WOOD TO STEEL BRACKETS		Pressed Steel			
	07027	2-3/8"	100	0.47	
	Carriage bolts no included				
ALTERNATIVE PANEL BRACKET		Pressed Steel			
	07028	2-3/8"	20	1.71	
Corner Wood Adapter					
	07029	1-7/8"	10	1.41	
	07030	2-3/8"	10	1.60	